



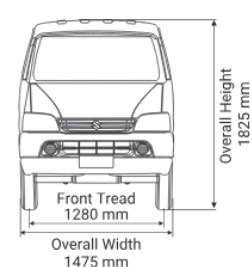
EECO

परिवार र व्यवसायी दुबैलाई उपयुक्त

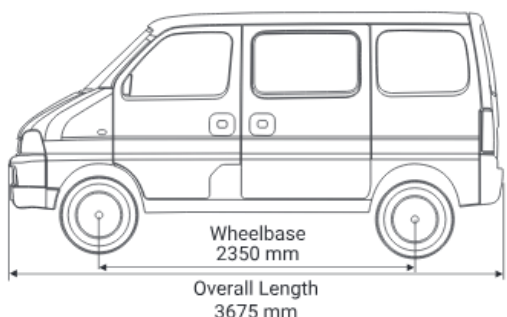


CG | *motocorp*

| Technical Specifications | |
|------------------------------|--------------------|
| Dimensions | |
| Length (mm) | 3675 |
| Width (mm) | 1475 |
| Height (mm) | 1825 |
| Wheelbase (mm) | 2350 |
| Fuel Tank Capacity (Litres) | 32 |
| Kerb Weight (Kg) | 970 |
| Engine | |
| Engine Type | K12N |
| Engine Capacity | 1197 |
| Max power Ps | 82.3 ps @ 6000 rpm |
| Max Torque (Nm) | 105.5 @ 3000 rpm |
| Fuel Efficiency (Mileage) | 19.71 kmpl* |
| Transmission | |
| Type | 5MT |
| Suspension and Brakes | |
| Front Suspension | Macpherson Strut |
| Front Brakes | Disc |
| Back Brakes | Drum |
| Tyre Size | 155 R13 C 8PR |



The drawings shown are general specifications of the vehicle.



Bluish Black



Metallic Glistening Grey




Metallic Silky Silver



Solid White



Metallic Brisk Blue



| Features | 5 Seater A/C | 6 Seater A/C |
|--|--------------|--------------|
| Exterior | | |
| Wheel cover | Center Cap | Center Cap |
| Front Mud Flaps | ✓ | ✓ |
| Outside Rear View Mirrors | ✓ | ✓ |
| Interiors | | |
| Cabin Airfilter | ✓ | ✓ |
| Both Side Sun Visors | ✓ | ✓ |
| Assist Grip (Dr & Co-Dr) | ✓ | ✓ |
| Molded Roof Lining | ✓ | ✓ |
| Molded Floor Carpet | ✓ | ✓ |
| Dual Interior Colour | ✓ | ✓ |
| Seat Matching Interior Colour | ✓ | ✓ |
| Front Cabin Lamp | ✓ | ✓ |
| Rear Cabin Lamp | ✓ | ✓ |
| Steering Lock | ✓ | ✓ |
| Instrument Panel & Console | | |
| Illuminated Hazard Switch | ✓ | ✓ |
| Digital Display in Instrument Cluster | ✓ | ✓ |
| Dome Lamp Battery Saver Function | ✓ | ✓ |
| Multi Tripmeter | ✓ | ✓ |
| Digital Meter Cluster | ✓ | ✓ |
| 12 Volt Accessory Socket | ✓ | ✓ |
| Comfort | | |
| Air-Conditioner | Fixed Pillow | * |
| Heater | ✓ | ✓ |
| Reclining Front Seats | ✓ | ✓ |
| Sliding Driver Seats | ✓ | ✓ |
| Head Rest Front Row | Integrated | Integrated |
| Head Rest Second Row | Fixed Pillow | Fixed Pillow |
| Head Rest Third Row | * | Fixed Pillow |
| Seat Back Pocket (Co-Dr Seats) | ✓ | * |
| Safety & Security | | |
| Immobiliser | ✓ | ✓ |
| Headlamp Leveling | ✓ | ✓ |
| Side Impact Beams | ✓ | ✓ |
| Child Lock for Sliding Doors & Windows | ✓ | ✓ |
| Seat Belts for all Seats | ✓ | ✓ |
| High Mount Stop Lamps | ✓ | ✓ |
| Reverse Parking Sensors | ✓ | ✓ |
| Child Lock for all Doors | ✓ | ✓ |
| Offset Crash (as per AIS 098) | ✓ | ✓ |
| Seat Belts Reminders with Buzzers | ✓ | ✓ |
| Speed Alert Systems | ✓ | ✓ |
| ABS with EBD | ✓ | ✓ |
| Electronic Stability Program | ✓ | ✓ |
| Dual Front Airbags (Driver+Co-Driver) | ✓ | ✓ |
| Side and Curtain Airbags | ✓ | ✓ |
| Front Seatbelts with Pre-Tensioner and Force Limiter | ✓ | ✓ |

Maruti Suzuki India Limited reserves the right to change without notice, prices, colours, equipment specifications and models and also discontinue models. Accessories and features shown in the pictures may not be part of the standard equipment, and will differ according to the variant. Images are used for illustration purposes.

For Variant specific features, refer to feature list. Colour shown may vary from actual body colours due to printing on paper. Mileage shown is as certified by Test Agency under rule 115 Central Motor Vehicle Rule 1989, India. Appearance of black shade on glass is due to lightning effect. For details on functioning of Safety features including Airbag, kindly refer owner's manual. Crash compliance is with Offset Crash (as per AIS 098, India). Electronic Stability Program is the registered trademark of Mercedes Benz Group AG.